

Balancing Machine for Aluminium Rims



Advantages


- Modular and compact design
- Spare-saving assembly
- Short installation and set-up „Hook Machine“ (Pick & Place)
- Maximum of flexibility and availability
- No need of changeover with other rotor types (mix production)
- Improvement of quality process due to integrated automatic calibration (patent-registered operation)
- Automatic type selection (integrated camera system)
- No separate loading

Applications


- Unbalance measuring of aluminium rims in 1 or 2 planes
- Static or couple unbalance
- Applicable as:
 - single machine (manual loading), integrable in robot cell
 - or as in-line concept in existing machine lines
- Marking of heavy or light point with interface to separate outward transfer
 - rectification

Description

- Unbalance detection of aluminium rims without changeover
- Hard-bearing measuring system / permanent calibration
- Automatic rotor transport with friction rollers
- Scanning of distance between “wheel flange“ and “lower edge rim“ or of wheel offset in the inlet conveyor (option)
- Automatic detection of rim type and position of valve seat by integrated camera system (option)
- Integrated marking device (Match-Point)
- Ethernet interface to CAQ-System
- Profibus interface to conveyor
- Coordinated interface to subsequent geometric station (option)
- Additional camera for recording of the number of the coquille cast

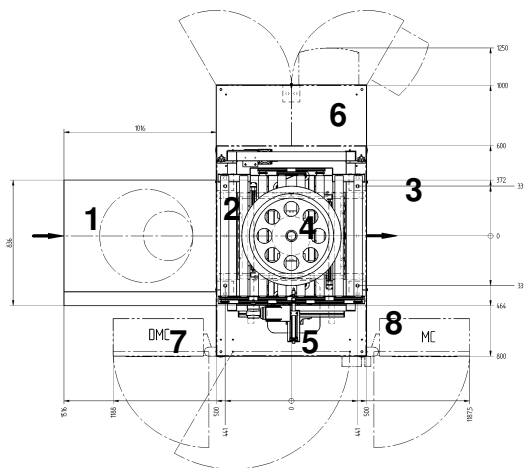


Mid conveyor-belt with lifting unit



8-jaw chuck

Subject to technical alterations!



1 inlet 2 lowerable intermediate belt 3 outlet (option)
4 unbalance detection 5 Match-Point marking 6 control cabinet 7 OP camera system
8 MCP Hofmann

Technical Data

Rotor		
Weight	kg	up to 45
Outer diameter	mm	max. 650
Inner diameter	mm	min. 330
Diameter of tire fit	Inch	13" - 24,5"
Size of wrench	Inch	3,5" - 13"
Offset	Inch	-1,2" - 2,75"
Machine		
Length x Width x Height	mm	1000 x 1800 x 2100
Speed, approx.	1/min	400
Cycle time	s	< 13 sec

Options

- Camera system for automatic type detection
- Scanning of wheel flange and wheel offset in inlet-conveyor
- Match-Point marking device
- Detection of valve seat (bias unbalance)
- Switch-over between static and couple unbalance
- Interface to interlinking (Profibus)
- Interface CAQ-System (Ethernet)
- Interface printer (Profibus)
- Coquille cast recording
- Interface to subsequent geometric station (Profibus)
- automatic calibration test



Inlet-conveyor with design detection



MCP Hofmann



OP camera system

Content of delivery

- Machine housing in compact design
- 2-plane measuring device (hard-bearing system)
- Safety housing class B
- Control cabinet with air conditioner
- Control system Siemens S7
- Measuring electronic with operator panel